

# 58-Meter Truck-Mounted Concrete Boom Pump



- **188'1" ft Vertical Reach**
- **4-Section Roll and Fold Boom Design**
- **5" Delivery Line - All Sections**
- **Standard Auto Lubrication System**
- **Up to 260 yd<sup>3</sup>/hr Max Concrete Output**
- **Free Flow Hydraulics**

**Boom** The Putzmeister 58-Meter is the *largest truck-mounted boom pump in the 50M class*. Attaining 188'1" heights, this impressive unit features a 4-section roll-and-fold boom made of the highest quality, fine-grained steel in a box-type design for enhanced stability.

**Delivery Line** The boom is equipped with a 5 in *induction hardened* delivery line mounted in easy lift-out brackets for simple delivery line replacement. Standardized elbows and straight pipe sections are used for common component availability and easy replacement.

**Pedestal** The fully integrated pedestal design of the Putzmeister 58M absorbs all forces as outriggers and boom are within one structural element. This design results in less twist, reduced forces transferred to the truck frame, a small outrigger footprint, low overall weight and quick setup. The boom pedestal includes a rotation bearing and access openings to simplify changing the turret pipe. Triple suction filters with indicator gauges are located outside of the pedestal for easy access, and a condensation trap is found in the tank to collect water. Two spacious decks allow convenient storage of pipe and hoses. Conveniently mounted tool boxes also create additional storage space.

**Clean Out** A 406 psi (28 bar) hydraulically-driven water pump with a 160 gallon (600L) water tank in one of the outrigger legs make clean out easy.

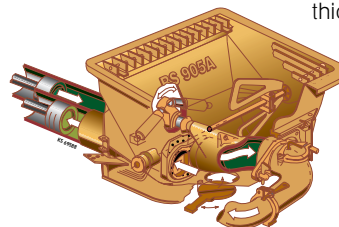
**Outriggers** All outrigger functions are fully hydraulic with integral cylinders. Front outriggers swing out 45 degrees, telescope and extend down, while the rear outriggers swing out and extend down. This unique design allows for quick set up on con-

finer jobsites. For extended *on-site* use, a diesel fuel tank is built into one of the rear outrigger legs and holds up to 155 gallons (590L). Aluminum outrigger pads (4) with two side compartments are included with each unit.

**Radio Remote Controls** The pump comes standard with an HBC radio remote control featuring fully proportional boom speed control for smooth and precise positioning of the boom at greater distances. This is an extremely important feature on larger sized models since at their extreme reach, even a small amount of movement can result in a faster moving boom at the end hose.

**Concrete Pump** With the same setup, only Putzmeister has the technology to offer both 260 yd<sup>3</sup>/hr output and provide 1233 psi concrete pressure with its .20H pump on the piston side (or 210 yd<sup>3</sup>/hr output and 1233 psi with its .16H pump – rod side). With competitive designs, you have to decide if you want either high pressure or high volume. Key features include a free flow hydraulic system for smooth controllable pumping, as well as, hard-chromed concrete cylinders and automatic lubrication of the concrete pistons for long service life. This pump has a fully adjustable volume control which allows very slow pumping while retaining full concrete pressure and boom speed.

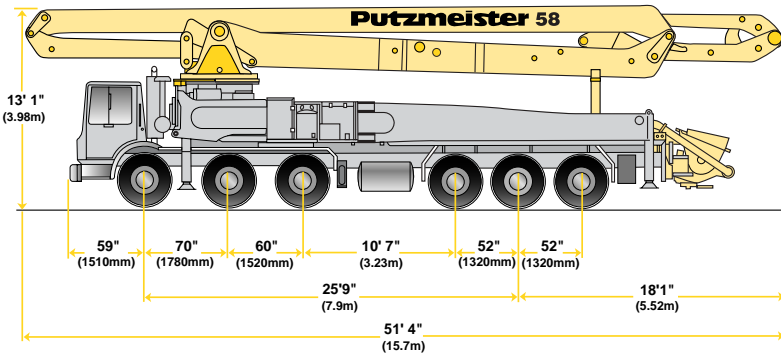
**S-Valve** Ideal for high pressure applications, our hard faced S-Valve with gradual 8 in to 7 in (200 to 180mm) reduction is designed to handle extremely harsh concrete mixes. A thick-walled valve construction, exclusive Putzmeister hard-chromed concrete cylinders and multi-piece piston cup design provide longer lasting wear overall.



**Hopper** With a large 19.4 cu ft (550L) capacity, this **EZ Clean Out** RS 905A hopper features a remixer, vibrator and splash guards as standard. A low 51 in (1295mm) hopper height allows easy discharging from a mixer truck.

# Specifications

## 58-Meter Concrete Pump ■ Truck-Mounted



### Truck-Mounted Specifications

Based on Model MACK MR 688S  
with .20H pump cell

Length	51' 4"	(15.7m)
Width	8' 2"	(2.50m)
Height	13' 1"	(3.98m)
Wheelbase	309"	(7850mm)
Front axle weight	58,686 lbs	(26,620kg)
Rear axle weight	53,634 lbs	(24,328kg)
Approx. total weight	112,320 lbs	(50,948kg)

Weights are approximate and include pump, boom, truck, full hydraulic oil, driver and some fuel. Varies with options selected.

Dimensions will vary with different truck makes, models and specifications.

### Boom Specifications • Roll and Fold Design

#### Height & Reach

Vertical reach	188' 1"	(57.33m)
Horizontal reach	174' 3"	(53.10m)
Reach from front of truck*	164' 7"	(50.20m)
Reach depth	137' 10"	(42.00m)
Unfolding height	52' 2"	(15.90m)

#### 4-Section Boom

1st section articulation	175°	
2nd section articulation	180°	
3rd section articulation	180°	
4th section articulation	210°	
1st section length	29' 10"	(9.10m)
2nd section length	43' 6"	(13.25m)
3rd section length	50' 6"	(15.39m)
4th section length	50' 7"	(15.42m)

#### General Specifications

Pipeline size (ID) metric ends	5"	(125mm)
with couplings (133x4mm)+	5.5"	(140mm)
Rotation	365°	
End hose-length (heavy duty)	10'	(3m)
End hose-diameter	5"	(125mm)
Outrigger spread L-R-front swing out & telescope	35' 2"	(10.72m)
Outrigger spread L-R-rear swing out	34' 3"	(10.43m)

### Pump Specifications

	58.16H	58.20H
Output- rod side	210 yd <sup>3</sup> /hr (160m <sup>3</sup> /hr)	—
piston side	146 yd <sup>3</sup> /hr (112m <sup>3</sup> /hr)	260 yd <sup>3</sup> /hr (200m <sup>3</sup> /hr)
Pressure-rod side	1233 psi (85 bar)	—
piston side	1885 psi* (130 bar)*	1233 psi* (85 bar)*
Concrete cylinder dia.	9" (230mm)	11" (280mm)
Stroke length	83" (2100mm)	83" (2100mm)
Max strokes per minute-		
rod side	31	—
piston side	21	27
Volume control	0-Full	0-Full
Vibrator	Standard	Standard
Hard-chromed concrete cylinders	Standard	Standard
Hydraulic system	Free Flow	Free Flow
Hyd. system pressure	5075 psi (350 bar)	5075 psi (350 bar)
Differential cylinder dia.	5.5" (140mm)	5.5" (140mm)
Rod diameter	3.1" (80mm)	3.1" (80mm)
Maximum size aggr.	2.5" (63mm)	2.5" (63mm)
Water tank	160 gal (600L)	160 gal (600L)

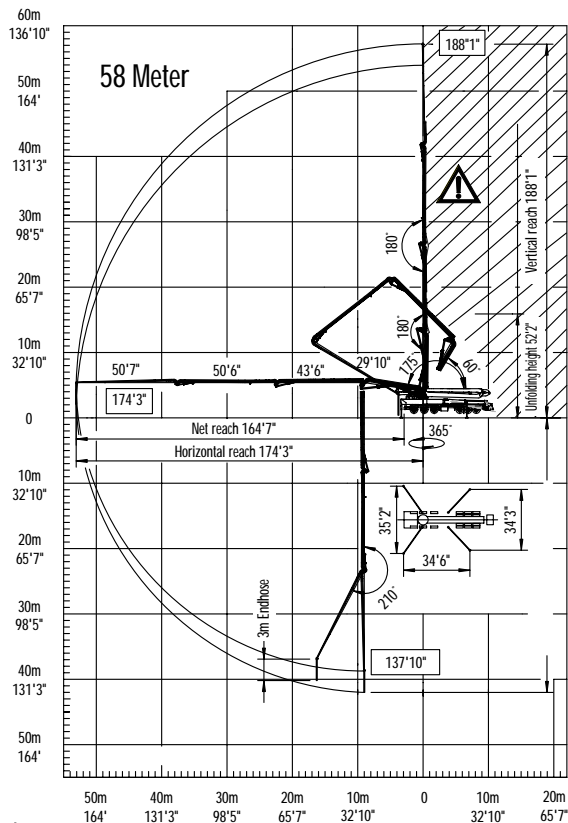
Maximum theoretical values listed.

\* Applies to units mounted on PMA stock truck-MACK MR 688S

• Standard delivery line system rated at max line pressure of 1233 psi (85 bar)

+ Only delivery line 133x4 mm is to be used on the 58 meter boom

Right to make technical amendments reserved.



End hose not to be operated in caution area.



### Putzmeister America

1733 90th Street  
Sturtevant  
Wisconsin 53177 USA

Telephone (262) 886-3200

(800) 884-7210

Facsimile (262) 884-6338

www.putzmeister.com